

# DIGITAL CITIZENSHIP AND YOUR CHILD

Creek View Elementary


Parent Workshop

October 13, 2017

---



# Digital Immigrant vs. Digital Native



**Digital immigrant**, is an individual who was born before the existence of **digital technology** and adopted it to some extent later in life.

“A **digital native** is a person who was born during or after the general introduction of **digital technologies** and through interacting with digital technology from an early age, has a greater comfort level using it” [1]  
21<sup>st</sup> century learners are “**Digital Natives**”

[1] Prensky, “Digital Natives, Digital Immigrants”, 2001

# What are kids doing online?

## Communicating



## Socializing



## Creating



## Playing



## Exploring



## Learning



What is the average amount of time kids age 0-8 spend using media per day?

- a) about 30 minutes
- b) about 1.5 hours
- c) about 2.5 hours
- d) about 3.5 hours

**ANSWER:**  
**C.) an average of 2.43 hours using media**



**CITIZENSHIP** *is the ability to think critically, behave safely, and participate reasonably in the digital world.*



## Digital Citizenship at Creek View

- All teachers trained (2 PD courses)
- All students receive 5 lessons  
(Classroom Teacher, Computer Lab,  
Media Center, & Guidance)



# Workshop Focus:






- With each post , you are building a digital footprint
- Self reflect before you self reveal
- Learn to respect privacy of others



- Strategies to help us be safe users of the internet
- Red...risky
- Yellow...iffy
- Green...Okay







- Learn to identify, respond to, and limit the negative impact of cyberbullying and harmful online behaviors
- Recognize your own role in escalating or de-escalating
- **Be an upstanders**, rather than a **bystanders**.



- Online etiquette / manners
- Code of conduct
- Become a good digital citizen

# What does it mean to leave a digital footprint?



[Privacy Student Intro Video - The Digital Footprint](#)

# My child's Digital Footprint

from Common Sense Media Curriculum: Grades 3-5, Unit 1

- Safe to share:
  - Favorite Food/Color
  - An opinion
  - First name
- Not safe to share:
  - Social Security #
  - Full Name
  - Address
  - Phone Number

# Creating a Positive Online Community

from Common Sense Media Curriculum: Grades 3-5, Unit 1

- Be Respectful & Kind when communicating
- **NEVER** reveal private information
- **DON'T** tag friends in photos or videos without permission
- Only communicate with people you know offline
- **ONLY** visit sites that are safe & appropriate

# How do you present yourself online?

**Profile**  
Only use your first name.  
Do not give out any personal information

**Permission**  
Make sure you have permission to view and share information online.

**Privacy**  
Keep your passwords and personal details private.

**Protect**  
Keep evidence and don't bully back, tell an adult.

**Positive**  
Make sure the information you share is positive.

**5 P's for a positive Digital Footprint**

@misskyritsis

CC BY NC

adapted from the Queensland Government

# Internet Safety – Going Safe Places



# Video



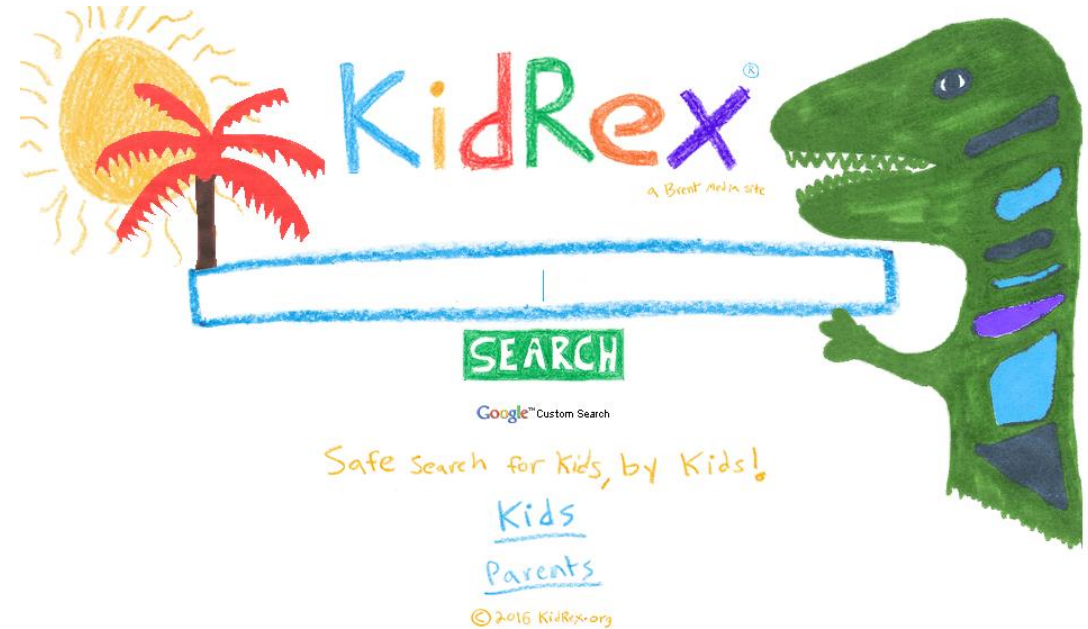
**common  
sense**  
education

# Keeping our children safe online

On Websites:

- Age appropriate language/activities
- **DON'T** let young kids talk to people they don't know
- If they feel uncomfortable, **TELL A TRUSTED ADULT!!**
- Bookmark sites for them to access

# Safe Search Engines for Kids



**MackinVia** - Fulton County's eResource Management System. Your one-stop-shop for ebooks, online databases, audiobooks and more.





# Social Networking 411

- YouTube 13+
- Instagram 13+
- Facebook 13+
- Twitter 13+
- Snapchat 13+
- Music.ly 13+



# Keeping our kids safe online:

On Social Media:

- Check Terms of Agreement
- Monitor accounts
- “Friend” your children
- If they feel uncomfortable, **TELL A TRUSTED ADULT!!**

# Cyberbullying



“Cyberbullying involves online harassment or cruelty, and is often characterized by repeated or ongoing incidents.”

Common Sense Media  
Case & Family Tip Sheet- Cyberbullying

# Cyberbullying vs. Digital Drama

“Digital Drama – the everyday tiffs and disputes that occur between friends or acquaintances online or via text.”

<https://www.commonsense.org/education/digital-citizenship/cyberbullying-and-digital-drama>

# Terms to Know

- target: a person who is the object of an intentional action.
- offender: a person who has a malicious intent to hurt or damage someone.
- bystander: a person who does nothing when they witness something happening.
- upstander: a person who supports and stands up for someone else.

# The Power of Words – Common Sense Media

Grades 3-5, Unit 1



# How do you deal with Cyberbullying?

- Build a support network for your children.
- Encourage kids to stand up to the bully-or at least to stand with the victim of cyberbullying.
- Be strategic in your support
  - **LISTEN**
  - Show “blocking” features

# When someone is mean to your child online...

from Common Sense Media curriculum: Grades 3-5, Unit 1

**S**...step away from the computer

**T**...tell a **TRUSTED** adult

**O**...okay sites first

**P**...pause and think while online





# Raising Responsible Digital Citizens

- Set Limits
- Make Rules
- Discuss Safety
- Be a Media Critic



## Digital Footprint & Internet Safety

- Make sure sites have age appropriate language & activities
- Bookmark sites for them to access
- Ensure they are not sharing private information
- Read Terms of Agreement
- Set a positive example
- Set expectations for online behavior
- Establish consequences if rules are broken

## Cyberbullying

### Signs of Cyberbullying

- Child acts nervous when reading texts, etc.
- Child stops using technology
- Child withdraws

### Handling a Cyberbully

- Ignore
- Block and/or report
- Save evidence

# I am a Digital Citizen!

When I'm at school,  
I will use my  
**PERSONAL DEVICE**  
for **EDUCATIONAL**  
**PURPOSES** only.

\*I will only use the  
assigned WIFI network  
when I'm at school.

\*I will keep my device  
safe and secure at all  
times.

I listen to my **GUT!**  
I make sure that I am  
**SAFE & APPROPRIATE**  
when I am online.

\*I will visit appropriate  
websites that promote  
learning and are for  
educational purposes.

\*I will follow Copyright Laws,  
and will remember to cite the  
sources I use for all my  
projects.



I listen to my **HEAD!**  
I will protect my  
**PRIVATE INFO** and the  
information of others.

\*I will log out, and not share  
my login or password with  
others.

I listen to my **HEART!**  
I **RESPECT** myself and  
others when I am  
online. I use kind  
words, and remember  
that my "digital  
footprint" should not  
harm others.

I **STAND UP** and say  
"No!" to  
**CYBERBULLYING.**  
I will tell an adult if  
someone is being  
unkind or harmful.

# Resources

[www.onguardonline.gov](http://www.onguardonline.gov)

[www.ftc.gov](http://www.ftc.gov)

[www.netsmartz.org](http://www.netsmartz.org)

[www.common sense media.org](http://www.common sense media.org)

Let's Explore  **common sense** media

Common Sense Media is the nation's leading nonprofit organization dedicated to improving the lives of kids and families by providing trustworthy information and education with respect to media including the Internet, movies, and books.

**THANK YOU FOR COMING!**  
**We hope to see you at Workshop 2!**